




JABABEKA & CO.

PT Kawasan Industri Jababeka Tbk.

Investor Presentation

1Q26 - (updated with 9M25 financials & FY25 marketing sales)



Disclaimer



This presentation material has been prepared by PT Kawasan Industri Jababeka Tbk (the “Company”) and may contain statements that constitute forward-looking statements. These statements include descriptions regarding the intent, belief or current expectations of the Company or its officers with respect to the consolidated results of operations and financial condition of the Company. These statements can be recognized by the use of words such as “expects,” “plan,” “will,” “estimates,” “projects,” “intends,” or words of similar meaning. Such forward-looking statements are not guarantees of future performance and involve risks and uncertainties, and actual results may differ from those in the forward-looking statements as a result of various factors and assumptions.

These materials are for information purposes only and do not constitute or form part of an offer, solicitation or invitation of any offer to buy or subscribe for any securities of the Company, in any jurisdiction, nor should it or any part of it form the basis of, or be relied upon in any connection with, any contract, commitment or investment decision whatsoever. Any decision to purchase or subscribe for any securities of the Company should be made after seeking appropriate professional advice.

The information has been compiled from sources believed to be reliable. The information contained in this section is subject to change without notice, its accuracy is not guaranteed, and it may not contain all material information concerning the Company. The Company makes no representation regarding, or assumes any responsibility or liability for, the accuracy or completeness of, or any errors in or omissions from, any information contained herein.

FY25 Marketing Sales Result and FY26 Outlook & Guidance

Marketing Sales & Other Highlights

Real Estate & Property:

- **2026: Marketing Sales target: Rp3,750bn**
 - Cikarang/others Rp1,250bn, Kendal Rp2,500bn
 - Cikarang 65% industrial/land, 35% rescom/others, Kendal 100% industrial/land
- **2025: Mkt Sales result Rp3,601bn 103% of FY25 target)**
 - Increase of 13% vs. FY24 result of Rp3,188bn
 - Cikarang/others ~30% contribution, Kendal ~70%
(details on page 26)
- **2024: Marketing Sales: Rp3,188bn (vs Rp3.0tn target)**
 - Increase of 44% vs 2023
 - Cikarang/others contributed 33% and Kendal 67%
 - 28% higher than original target of Rp2.5tn

Infrastructure:

- **9M25 volumes mostly up vs 9M24, revenue up 35% yoy**
 - Cikarang water & wastewater volume up ~5% yoy on average, maintenance charge (MC) flattish, Kendal more than double yoy on average (water, wastewater, MC)
 - 20kv electricity volume offtake from industrial customers up 38% in Cikarang; up >3x in Kendal
 - Dry Port TEU volume down 19%

Leisure & Hospitality

- Not very material contributions to earnings/cashflow

Cashflow Guidance / Overview **2026 UNDER REVIEW**

- **2025 Cikarang/others (excl. Kendal): Rp350bn surplus**
 - + Rp1,400bn (~1/3 backlog, ~2/3 new sales)
 - + Rp600bn Recurring EBITDA (power, water, port, etc.)
 - + Rp50bn debt drawdown (OCBC & CCB loans)
 - + Rp150bn others (Mainly KIK/KIJA dividend)**Total inflow: Rp2,200 billion**
 - Rp300bn Construction & Land Development in Cikarang
 - Rp300bn Maintenance / Expansion Capex
 - Rp100bn Land Acquisition (discretionary)
 - Rp400bn Interest
 - Rp100bn Debt repayment (mainly Bank Mandiri loans)
 - Rp425bn SG&A (excl. infra)
 - Rp225bn Tax**Total outflow: Rp1,850 billion**
- **2025 Kendal stand-alone: Rp410bn surplus**
 - + Rp2,200bn inflow (~3/8 backlog, ~5/8 new sales)
 - Rp850bn infra & development
 - Rp250bn land acquisition (discretionary)
 - Rp150bn SG&A
 - Rp540bn dividend (51% to KIJA)
- **Cash balance of ~Rp3.3trillion as of 30 Sept 2025**
 - ~1/3 at KIJA wholly owned levels and ~2/3 at JVs (mainly Kendal)
 - Rp50.1bn debt drawn in 9M25 (57% CCB loan & 43% OCBC loan) & Rp50.3bn debt repaid in 9M25 (mostly Bank Mandiri loan) - (loan details on page 28)


Leading township developer & infrastructure powerhouse

PT Kawasan Industri Jababeka Tbk. ("KIJA") is a leading township developer with an established track record in industry-based townships supported by residential & commercial components with world class infrastructure to support its development

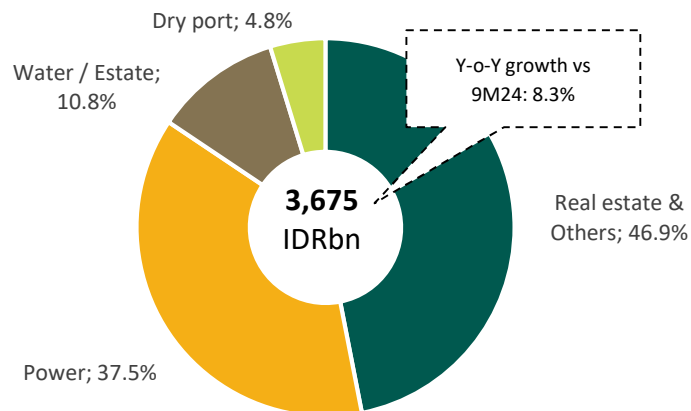
Overview of KIJA

- Established in 1989 and the first publicly listed industrial estate developer in Indonesia in 1994
- Kota Jababeka, KIJA's flagship development, is a mature industry-based integrated township in Cikarang with on-site power plant and dry port
- Kendal Industrial Park – Park by the Bay in Central Java, tourism-based townships in Tanjung Lesung, Banten, and in Morotai, North Maluku - all three enjoy Special Economic Zone status
- Large and strategically located land bank of 5,012 hectares as per 30 September 2025

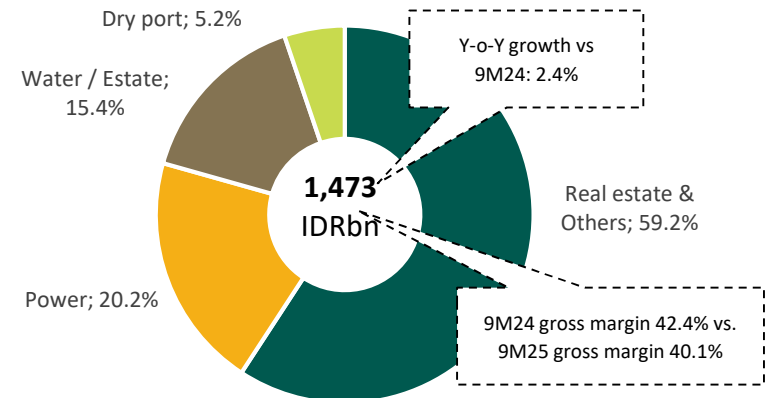
Business Segments



9M25 Revenue Breakdown (%)



9M25 Gross Profit Breakdown (%)



Vision: To Create Modern Self Sustained Cities in Every Province in Indonesia and Provide Jobs for Better Life

Milestones & Selected Awards

More than 30 years track record in township development



Sizeable land bank in strategic locations with upside potential



Kota Jababeka Cikarang

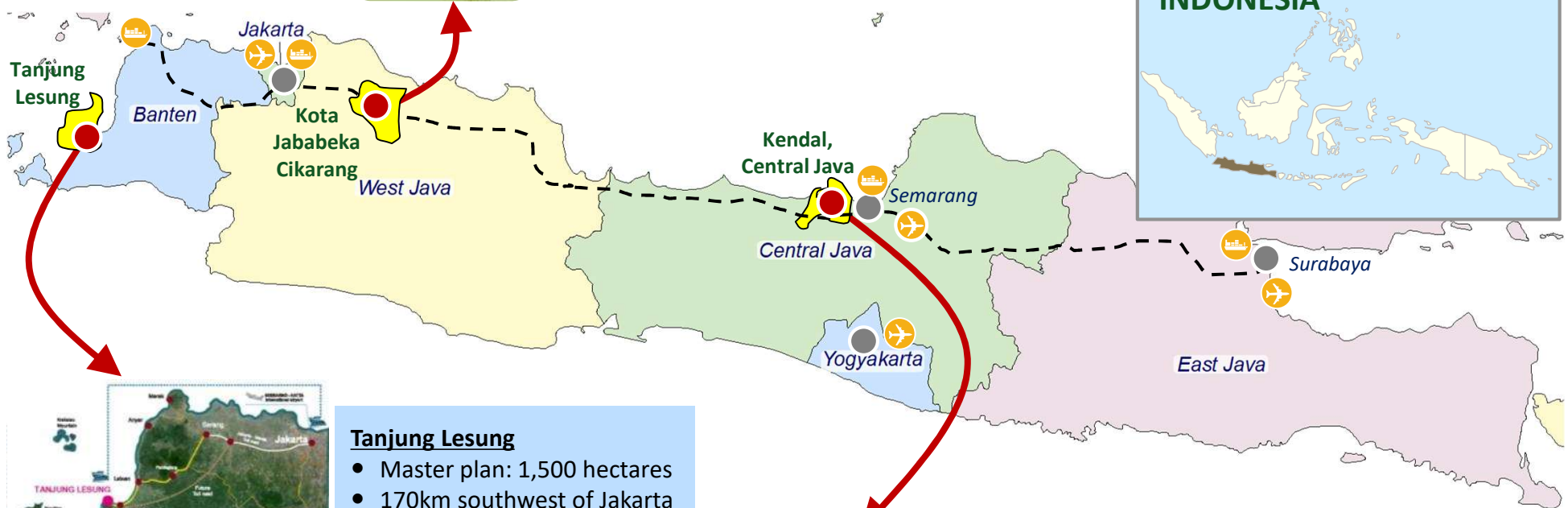
- Master plan: 5,600 hectares
- 35km east of Jakarta
- Land Bank: 1,291 ha⁽¹⁾



Fully integrated and matured city development 35km east of Jakarta, 45mins from Jakarta's CBD



Most established industrial area in Greater Jakarta, home to >2,000 local and multinational companies



Tanjung Lesung

- Master plan: 1,500 hectares
- 170km southwest of Jakarta
- Land Bank: 1,485 ha⁽¹⁾



Designated as a Special Economic Zone for Tourism



Located 170km southwest of Jakarta and covers more than 1,500 ha of land on a peninsula facing the Indian Ocean



Envisaged to become a first-class integrated resort destination for both domestic and international tourists



Kendal, Central Java

- Master plan: 2,200 hectares
- 450km east of Jakarta
- Land Bank: 351 ha⁽¹⁾



Special Economic Zone for Industrial Estate



Strategically located along the Jakarta-Semarang-Surabaya Economic Corridor



Offers a deep pool of young and skilled labour at a competitive cost

Note:

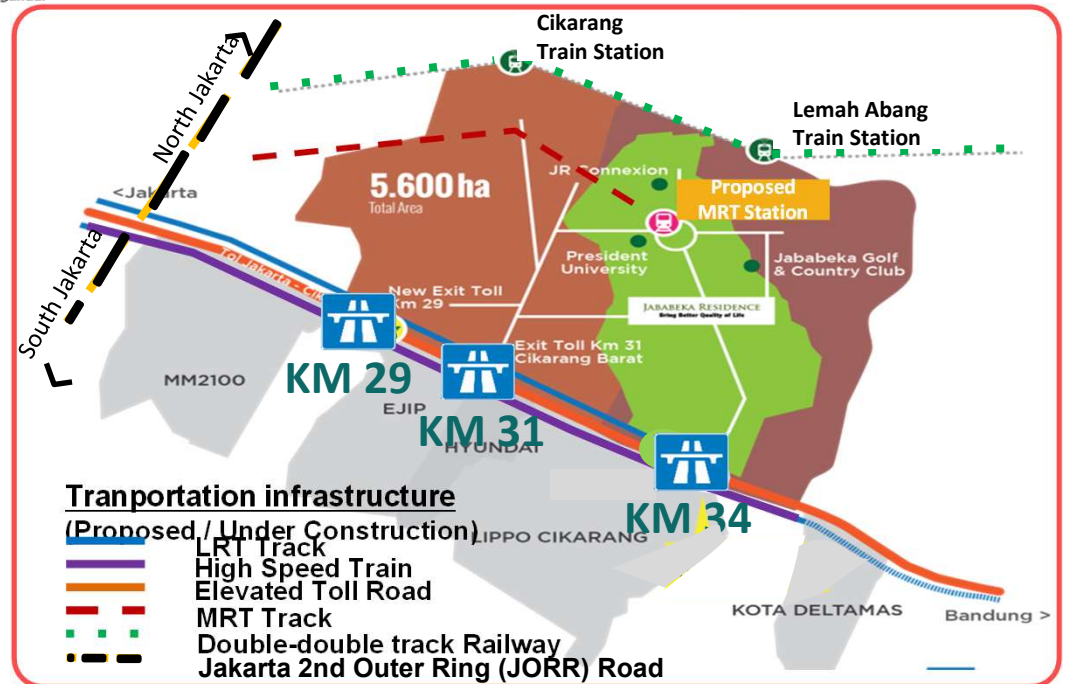
1 Land bank as per 30 September 2025

Kota Jababeka — Flagship industry-based integrated township

Kota Jababeka is a mature industry-based township strategically located near Jakarta CBD, seaport and airport...



- 35 KM from Jakarta City
- Close to International Airport & Seaport
- Accessible by toll road and railway
- Connectivity with 3 Toll Access / Exit
- Development of Major Transportation Infrastructure



LRT



MRT



High speed train



Commuter train



Elevated toll road

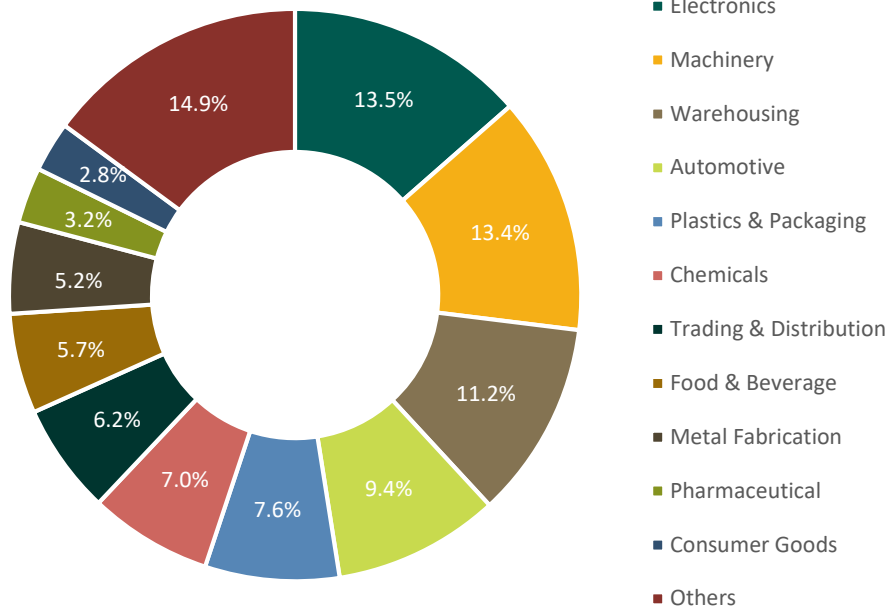


JORR 2

Kota Jababeka – Anchored by a blue-chip customer base

The portfolio of high-quality multinational and domestic customers at Kota Jababeka is a testament to the township's strategic location and superior infrastructure facilities

Diverse mix of occupants across sectors
(breakdown by number of occupants as of 30 September 2025)



Portfolio of high-quality customers



Kota Jababeka is home to over 2,000 local and multinational customers from over 20 countries

Jababeka Residence – A City for Your World



Residential & Commercial Developments



Oscar Townhouse Cluster


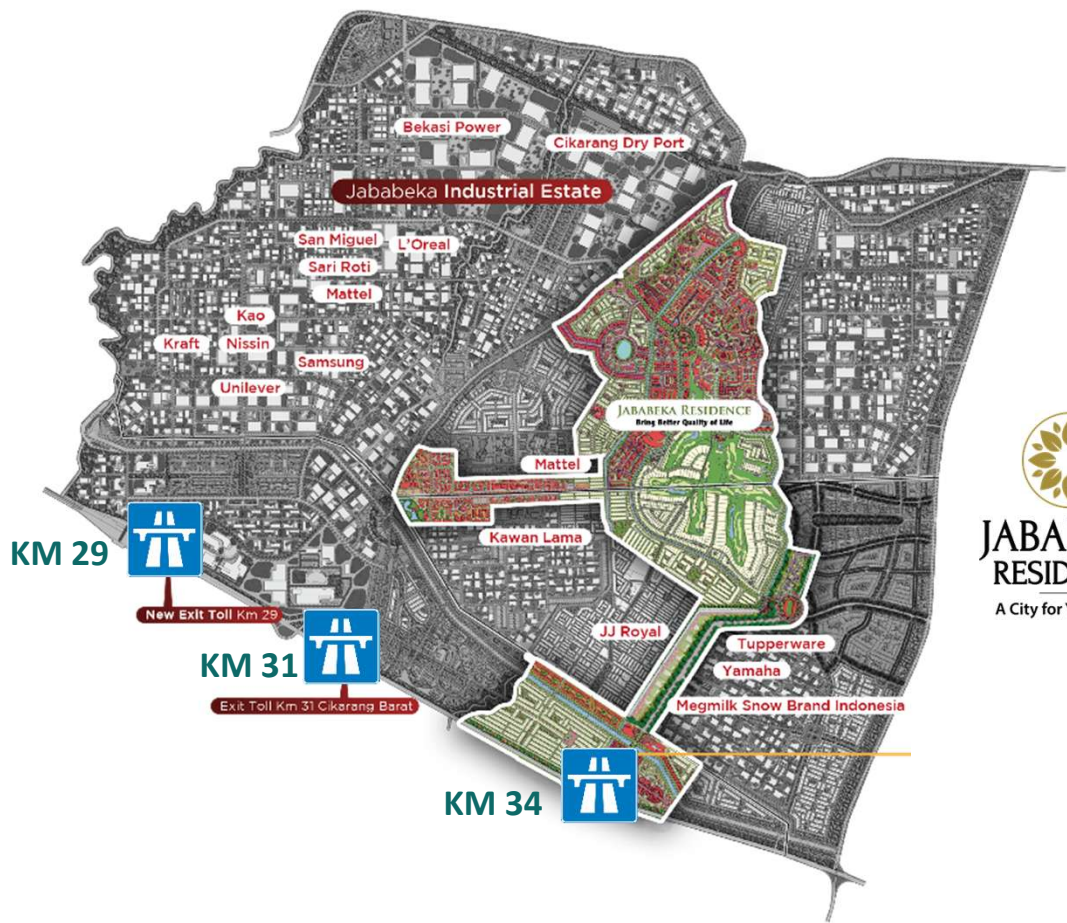


Sudirman Boulevard Commercial Center

Mixed-Use Developments



Hollywood Junction, Monroe & Elvis Tower



Facilities



International Hotels



Hospitals



President University & Reputable Schools



Jababeka Golf & Country Club



Living Plaza Jababeka




Jababeka Convention Center



Jababeka Stadium

Enhancing Kota Jababeka's value proposition: *Jababeka Infrastruktur*

PT Jababeka Infrastruktur provides top notch infrastructure and services, including clean water provision, wastewater treatment, estate management, and other services such in-house fire brigade, 24-hour security, fiber optics, natural gas and others...



...which meet international standards and operate in accordance with environmentally friendly policies in Kota Jababeka, Cikarang

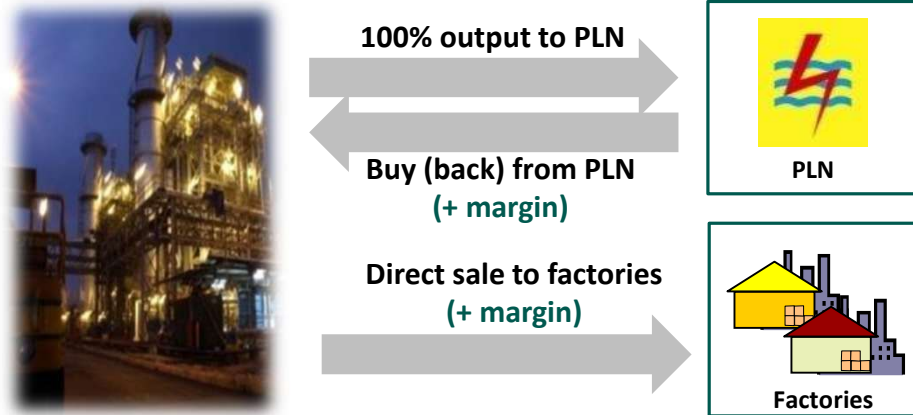
Enhancing Kota Jababeka's value proposition: Bekasi Power



KIJA is the only industrial estate developer in Indonesia with its own power plant located within its estate

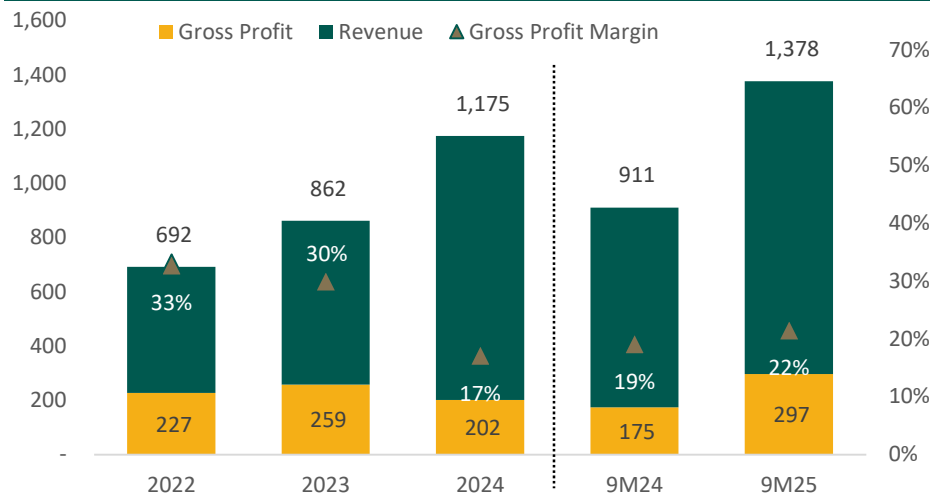


Integrated Power Generation & Distribution Process



- 130MW gas fired combined cycle plant
- 20 year 100% off-take agreement from Perusahaan Listrik Negara (“PLN”) signed in Feb 2011
 - Contracted capacity: 118.8MW
 - Rate per kWh: ~US\$11 cents
 - Average gas cost / MMBTU: ~US\$8.70
 - Fuel costs borne by PLN on a 100% pass-through basis; company has secured gas supply
 - Flexibility to buy back power and resell to industrial customers at a premium
 - Take-or-pay: ~ 25% of total gas requirement, and un-utilized gas can be carried forward for a maximum of 12 months
- Wholly owned subsidiary of PT Bekasi Power, PT United Power, provides power to tenants in Kendal Industrial Park (by buying from PLN grid and selling to tenants)

Financial Highlights (IDR billion)



Providing a significant marketing advantage over its competitors as access to reliable electricity supply is one of the primary concerns for industrial clients in Indonesia

Enhancing Kota Jababeka's value proposition: Cikarang Dry Port

Strategic location in the heart of the largest manufacturing zone along the Bekasi-Cikampek industrial corridor...



International Port Code: IDJBK
Surrounded by 12+ Industrial Estates and more than 3,000 manufacturing companies

Notes:

¹ Estimated % of total throughput at Tanjung Priok Port originating from this area

Enhancing Kota Jababeka's value proposition: Cikarang Dry Port



Enhancing Kota Jababeka's value proposition: Cikarang Dry Port

Cikarang Dry Port (CDP) is the first and only integrated customs, quarantine and logistics facility in Indonesia...

Overview

- Since 2012, Cikarang Dry Port is an official port of origin and destination with international port code IDJBK – now connected with more than 20 major shipping lines
- Integrated port and logistics facilities with multi modal transportation services
- Smart Port Solution to streamline the business process
- Besides export/import, CDP also serves domestic distribution via main railway line that runs from west Java to east Java, also combining it with domestic shipping lines services
- Bonded Logistics Centre (FTZ facilities) for cotton & minerals/metals

Selected customer & partner profile at Cikarang Dry Port

Shipping Lines:



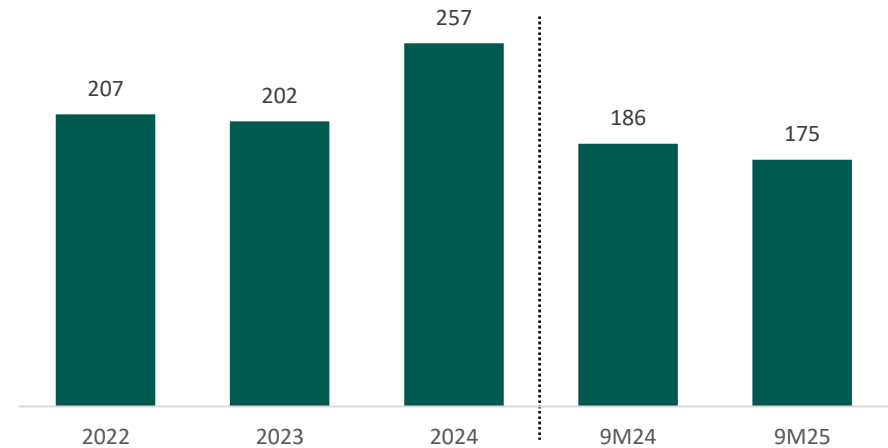
Third Party Logistics Provider (3PL):



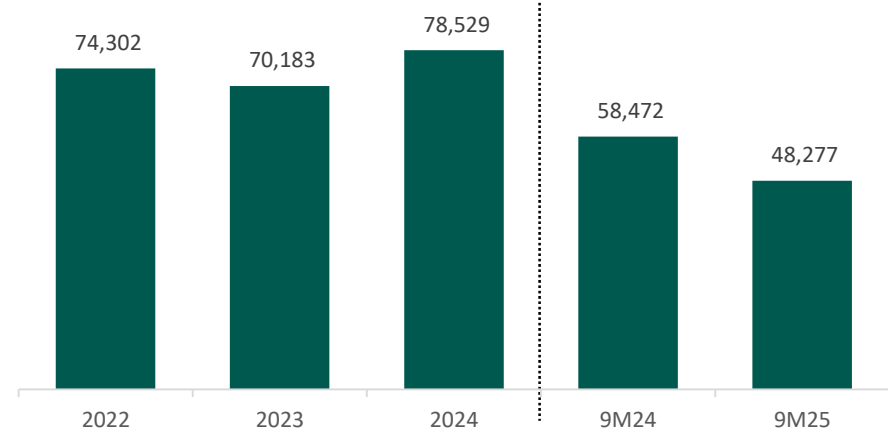
Shippers / Consignees:



Revenue (IDR billion)



Throughput (TEU)



...allowing customers to more efficiently manage their imports and exports and benefit from cost savings

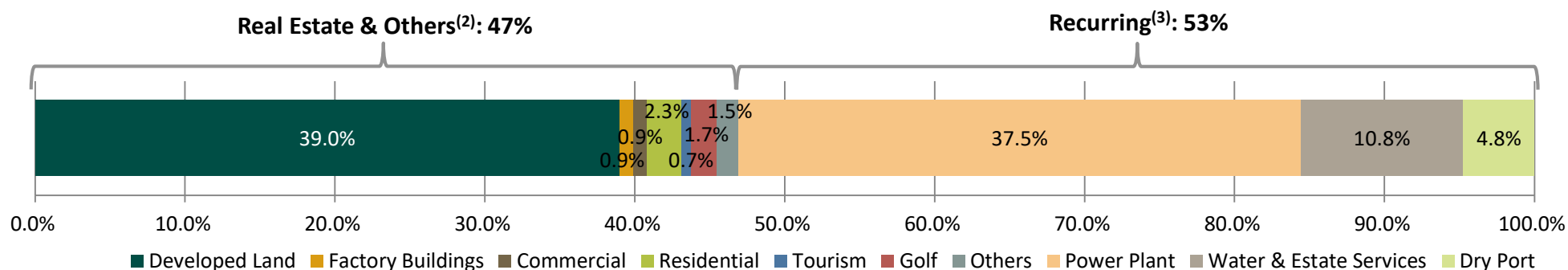
Diversified land bank & business segments



A geographically diversified land bank allows KIJA to capture different market segments and enhances earnings resilience...

Township Development & Land Bank – Total ⁽¹⁾ : 5,012ha	Kota Jababeka  1,291ha	Kendal  351ha	Tanjung Lesung  1,485ha	Morotai  1,885ha
Positioning	Established MNCs and domestic companies willing to pay a premium for strategic location and mature township with top notch infrastructure in place	More cost-conscious customers looking for an alternative to Greater Jakarta industrial estates that still provides top notch infrastructure	Tourism, leisure and hospitality focused integrated township to tap into entertainment/leisure spending by rising middle class in Indonesia	Future tourism and logistics hub strategically located in the heart of Pacific Asia with natural tropical beauty and World War 2 historic sites and relics

Well-diversified across multiple segments (segment breakdown in % by 9M25 revenue contribution):



...in addition to benefiting from future infrastructure developments across its land bank locations

Notes:

1 As per 30 September 2025

2 Comprises real estate, golf and other non-infrastructure segments

3 Recurring revenue includes contribution from power plant, dry port and service & maintenance (water, wastewater, estate management and others)

Kendal Industrial Park – Park by the Bay



- Joint Venture between Jababeka (51%) and Sembcorp (49%) from Singapore
- Special Economic Zone for Industrial Estates
- Benefits from Sembcorp's expertise in developing and marketing industrial estates across Asia (China, Vietnam, Indonesia) and Jababeka's long track record and experience in industrial estate development and infrastructure operations
- Total planned area of 2,200ha; phase 1: 860ha
- Excellent connectivity to major infrastructure and amenities



Official opening ceremony on November 14th, 2016, by the President of Indonesia, Mr Joko Widodo, and the Prime Minister of Singapore, Mr Lee Hsien Loong



Distance to Kendal Industrial Park – Park by the Bay

Tanjung Emas International Seaport	25 km
Ahmad Yani International Airport	20 km
Semarang (Central Java capital)	21 km

Kendal Industrial Park – Park by the Bay

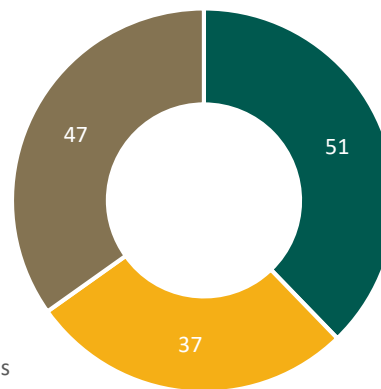
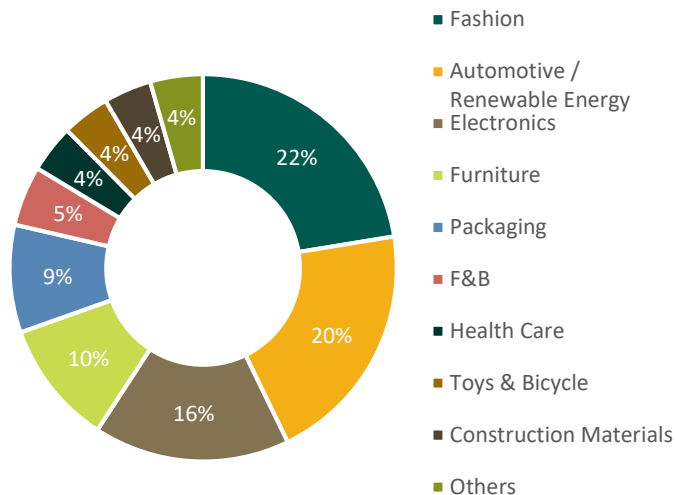


Our Kendal Industrial Park – Park by the Bay development in Central Java is well-positioned to benefit from growing demand for relatively low-cost industrial estates with good connectivity and competitive labor costs

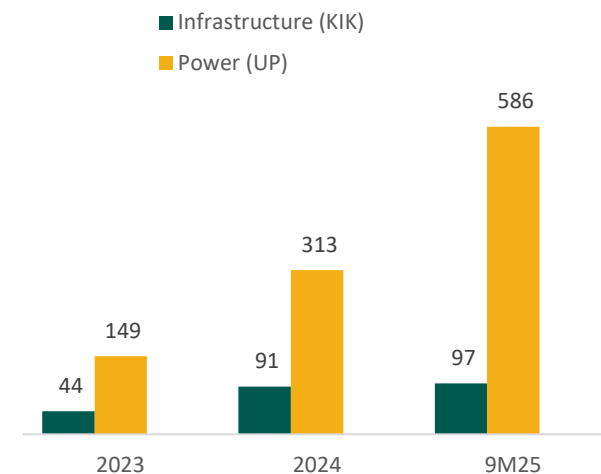
Key Highlights

- Macro infrastructure planning that supports growth of Kendal Industrial Park – improved connectivity and accessibility (for example newly opened Trans Java toll road and new Ahmad Yani Airport)
- Competitive manpower / low labour costs in Central Java makes Kendal Industrial Park – Park by the Bay particularly interesting for labor intensive industries
- Numerous human resources education & training facilities
- Top notch infrastructure & One-stop solution for licensing, manpower recruitment, on-site logistics, security and estate management services

Tenant breakdown as of 30 September 2025 (135 tenants)



KIK infra & power revenue (IDR billion)



Kendal Industrial Park – Park by the Bay



Tanjung Lesung



Tanjung Lesung overview

Location	~ 170 km southwest of Jakarta in Banten
Concept	Tourism-based integrated township (hotels, apartments, sailing, diving & beach clubs)
Access	Currently accessible by toll road from Jakarta in ~ 3.5 hours



President Joko Widodo speaking on Tanjung Lesung's designation as Special Economic Zone for Tourism

Tanjung Lesung



Strong government support for Tanjung Lesung's development as a tourism zone...

Facilities and infrastructure at Tanjung Lesung

- Existing infrastructure includes access roads, a water treatment plant, wastewater treatment plant, electricity supply, telecommunication links, and seawall that protects the coastline
- Visitors currently have access to ~ 300 rooms spread out over two hotels/resorts, a bed and breakfast and several cottages
- Other facilities: restaurant and bar, golf course, swimming pool, spa, beach club, sailing club, private air strip, school, mosque, residential housing units, and a medical clinic



Seawall



Golf course



Aerial view

Strong government support for development of Tanjung Lesung

- One of 10 New Tourism Destinations in Indonesia that the Indonesian Government is promoting
- New toll road from Serang Timur to Panimbang: A consortium led by PT Wijaya Karya Tbk is constructing the toll road, and a first section is already operational.



- Tanjung Lesung has been designated as Special Economic Zone for Tourism



Villa with private pool at Tanjung Lesung

...is expected to increase interest from potential investors/partners for the project



Tanjung Lesung Masterplan

A Seaside Township 1,500 Ha



Current property products

● Tanjung Lesung Beach Hotel



● KALICAA VILLA



● LADDA BAY village



● Revati Residence



Morotai



Future tourism and logistics hub strategically located in the heart of Pacific Asia with natural tropical beauty and World War 2 historic sites and relics



- ✓ 3 hours flight from Singapore and Taipei
- ✓ Great potential for tourism, agricultural and fishing industries, and as a logistics hub
- ✓ Morotai is a Special Economic Zone and 1 of 10 new tourism destinations promoted by the government



Evening view at Morotai

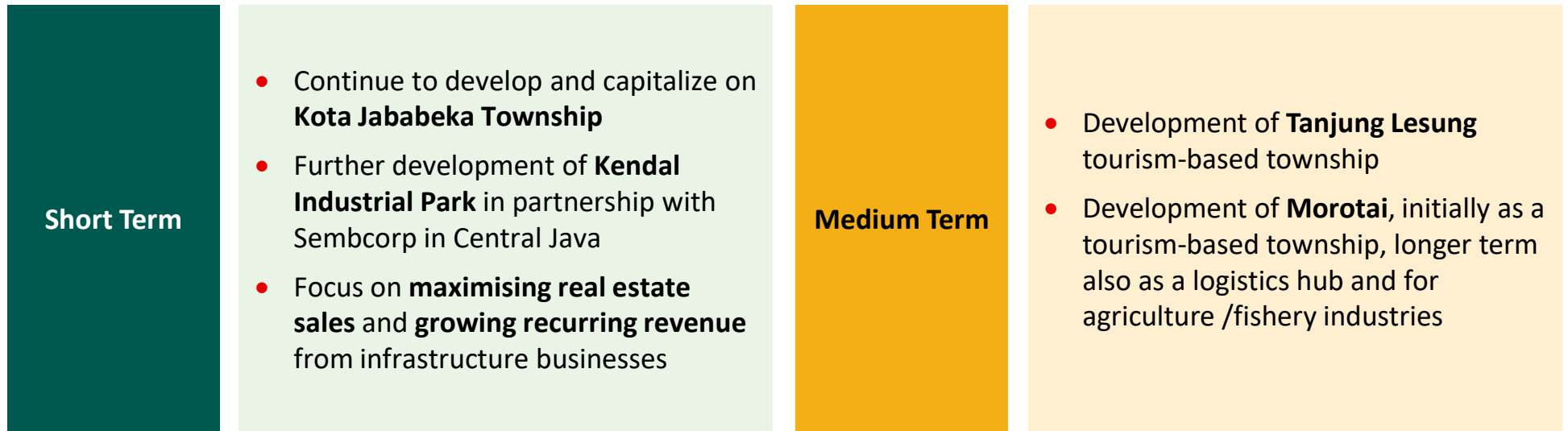


Beach view at Morotai

Clear strategic focus



KIJA's existing pipeline provides visible opportunities over different time frames



Long Term Vision



- **Replicate Kota Jababeka's** industry-based integrated township model throughout Indonesia

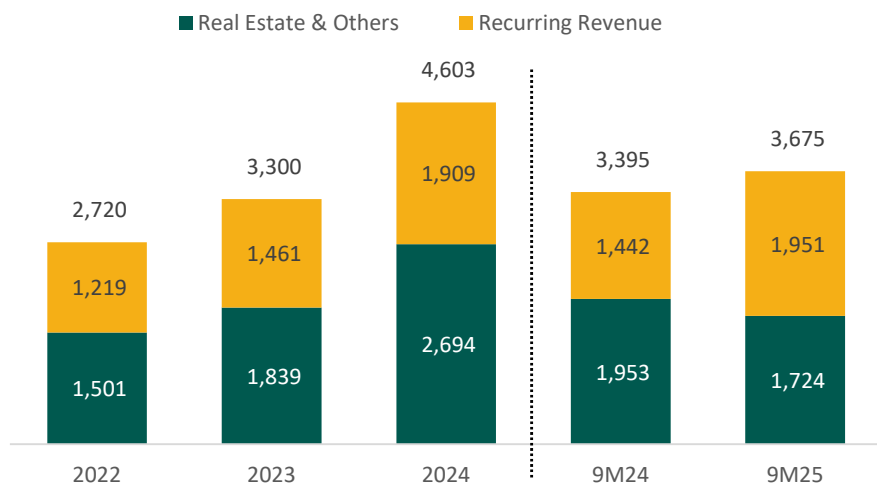


- **Build out an infrastructure facility portfolio** (power, water, ports, etc.) to support these new townships

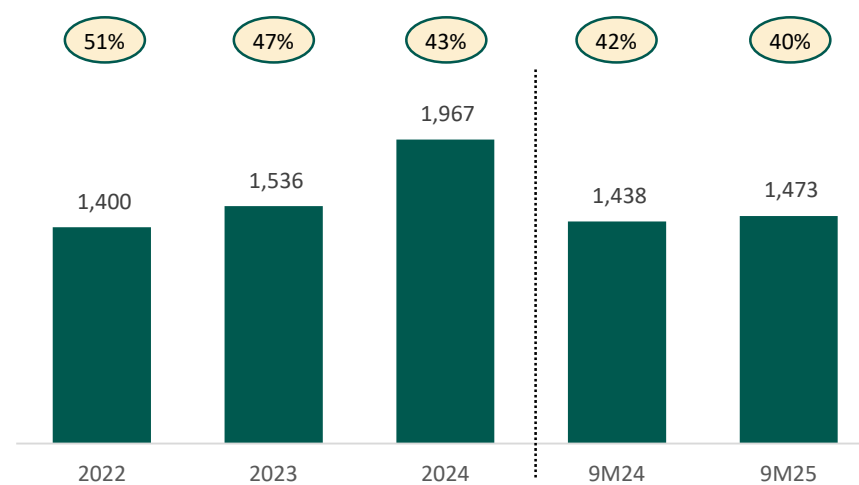
Financial Highlights



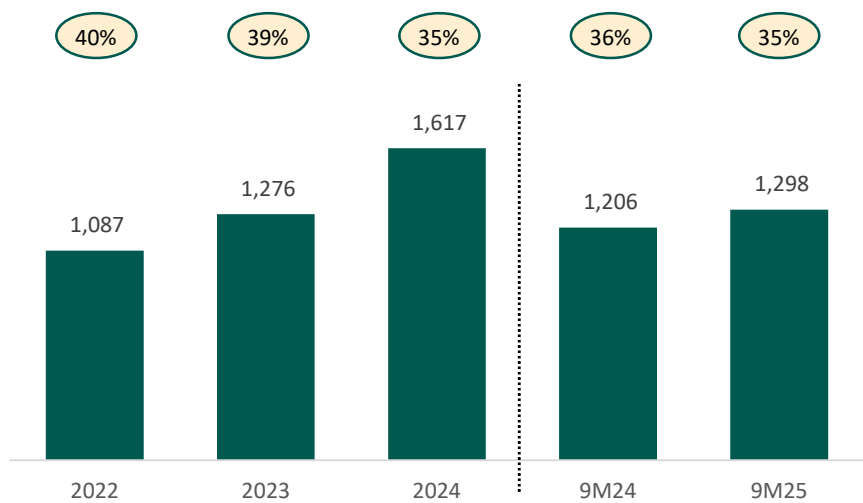
Revenue Breakdown (IDR billion)



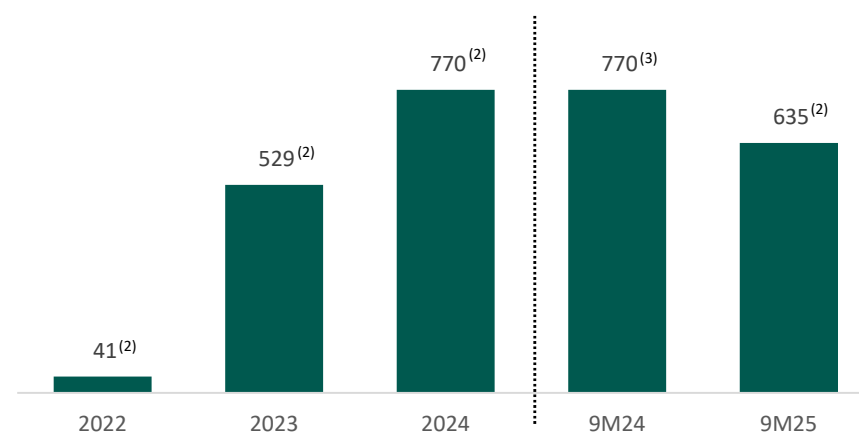
Gross Profit (IDR billion) and Gross Profit Margin (%)



Adjusted EBITDA⁽¹⁾ (IDR billion) and Adj. EBITDA margin (%)



Net Income (IDR billion)



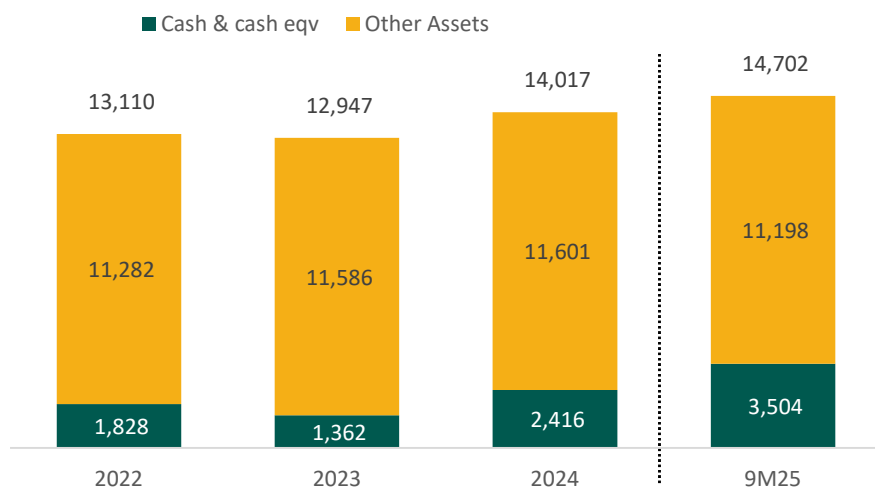
Notes:

- (1) EBITDA adjusted for final tax expense, tax adjustments, unrealized foreign exchange loss (gain) - net, provision for employee benefits, and certain non-cash items, such as losses from write-off (reversal of allowance) of receivables - net, and impairment loss in investments in associates and investments in share of stock. We define EBITDA as net (loss) profit before interest expense, income tax expense/(benefit), depreciation and amortization;
- (2) Approximate unrealized foreign exchange loss (noncash) for 2022: IDR297 billion, 2023 IDR27 billion, 2024 IDR172 billion, 9M25 IDR96 billion
- (3) Approximate unrealized foreign exchange gain (noncash) for 9M24 IDR79 billion

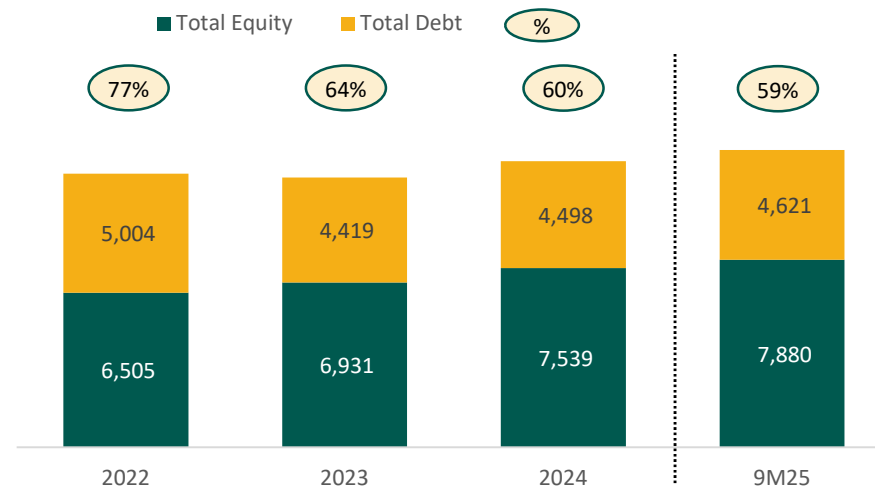
Balance Sheet Highlights



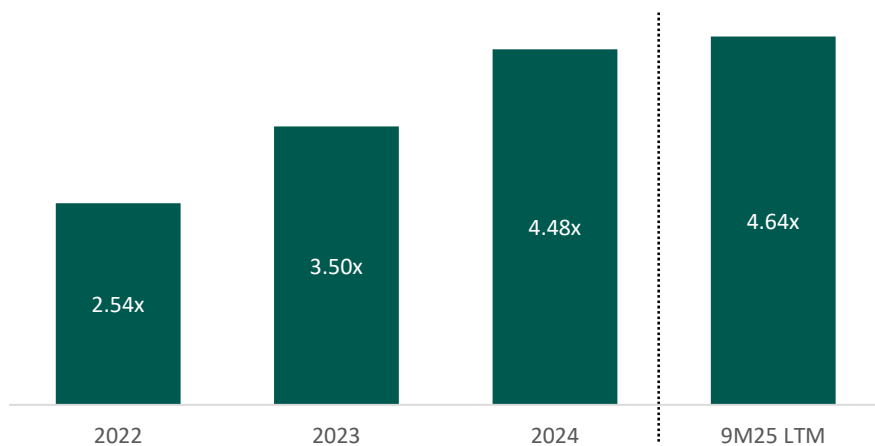
Total Assets and Cash⁽¹⁾ (IDR billion)



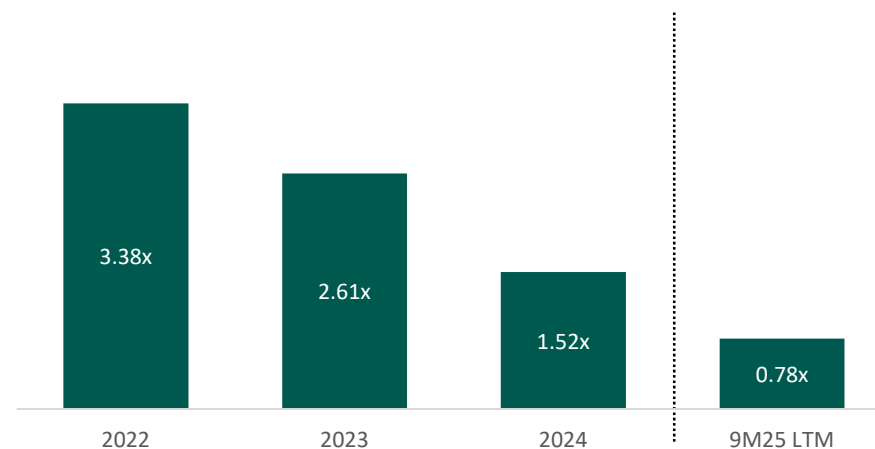
Debt, Equity (IDR billion) and Debt/Equity (%)



Adjusted EBITDA⁽²⁾/Interest Expense (x)



Net Debt⁽³⁾/Adjusted EBITDA⁽²⁾ (x)



Notes:

- (1) Includes short term investments (deposits) and restricted cash;
- (2) EBITDA adjusted for final tax expense, tax adjustments, unrealized foreign exchange loss (gain) - net, provision for employee benefits, and certain non-cash items, such as losses from write-off (reversal of allowance) of receivables - net, and impairment loss in investments in associates and investments in share of stock. We define EBITDA as net (loss) profit before interest expense, income tax expense/(benefit), depreciation and amortization;
- (3) Total debt (short-term and long-term bank loans, lease liabilities, and senior notes) less cash and cash equivalents.

KIJA Exceeds FY25 Marketing Sales Target with Rp3.6 trillion



PT Jababeka Tbk (“KIJA”) recorded a great performance by achieving real estate marketing sales of Rp3.6 trillion in 2025, exceeding the Company’s target of Rp3.5 trillion. This achievement marks another record high for the Company and represents approximately 13% growth compared to 2024, when marketing sales reached Rp3.2 trillion, and further underscores the continued attractiveness of KIJA’s industrial estates amid global economic dynamics.

In 2025, marketing sales from Cikarang reached Rp1.1 trillion, representing a 5% increase year-on-year, from sales covering a total of 21.2 hectares across all segments. This performance was mainly driven by industrial land plot sales amounting to Rp567.4 billion from 18 hectares. Meanwhile, land and building products contributed Rp365.4 billion, consisting of Standard Factory Buildings amounting to Rp292.7 billion, and residential and commercial products totaling Rp72.7 billion. Of the total industrial land and standard factory building sales of Rp860 billion, 48% was contributed by domestic investors, while 52% came from foreign investors, primarily from Korea and China. The largest transactions recorded included a sale of 6 hectares to a Korean personal care company and a sale of 4 hectares to an Indonesian data center company.

Kendal contributed marketing sales of Rp2.5 trillion from 142 hectares of land in 2025, representing approximately 17% growth compared to 2024, when marketing sales stood at Rp2.14 trillion. In Kendal, foreign investors dominated, accounting for 89% of total sales value in 2025, originating mainly from China, Hong Kong, and Taiwan, while domestic investors contributed the remaining 11%. The largest transactions in Kendal during 2025 included land sales to Chinese companies in the tire (8 hectares), building materials (7 hectares), and furniture sectors (13 hectares). In addition, the Company also recorded a sale of 12 hectares of land to an Indonesian furniture company, as well as a sale of 13 hectares to a Hong Kong-based packaging company.

Looking ahead, Jababeka has set a marketing sales target of Rp3.75 trillion for 2026, mainly on the back of sustained high demand for industrial land in Kendal and Cikarang. Of this target, Rp1.25 trillion is expected to come from Cikarang and others, comprising Rp800 billion from industrial land plots and other industrial properties, and Rp450 billion from residential and commercial products. The remaining Rp2.5 trillion is targeted to come from Kendal, which is all industrial.

FY25 Marketing Sales



Description (value in million IDR)	FY25		1Q		2Q		3Q		4Q		
	Area (m2)	Value	M2	Value	M2	Value	M2	Value	M2	Value	
100% Consolidated / Wholly Owned											
Land Plots - Cikarang	180,305	567,432	79,484	333,484	7,846	21,184	67,054	148,782	25,921	63,981	
Industrial Buildings - Cikarang	24,164	292,719	2,555	32,326	1,397	16,233	13,627	173,286	6,585	70,875	
Landed Houses - Cikarang	4,967	72,685	617	9,286	1,990	29,566	898	11,612	1,462	22,221	
Commercial / Shop Houses - Cikarang	615	24,243	154	12,844	89	1,435	315	7,216	57	2,748	
Apartments - Cikarang	-	4,575	-	1,733	-	1,613	-	409	-	819	
Tanjung Lesung, Rental & Other	-	51,061	-	1,570	-	19,168	-	4,074	-	26,249	
Subtotal	210,051	1,012,715	82,810	391,243	11,322	89,201	81,894	345,380	34,025	186,892	
Joint Ventures:											
Land Plots - Kendal *	51%	1,421,364	2,509,130	433,761	760,491	365,041	628,093	330,744	637,799	291,818	482,747
Landed Rescom - Mitsui **	51%	2,287	39,247	1,317	21,439	657.00	12,274.75	153	2,787	160	2,747
Landed Houses - Keihan***	52%	-	-	-	-	-	-	-	-	-	-
Apartments - Kawana ****	60%	-	2,643	-	-	-	-	-	-	-	2,643.29
Apartments - Riverview *****	51%	-	37,699	-	12,564	-	11,587	-	9,185	-	4,363
Subtotal		1,423,651	2,588,719	435,078	794,494	365,698	651,955	330,897	649,770	291,978	492,500
Total marketing sales		1,633,702	3,601,435	517,888	1,185,736	377,020	741,156	412,791	995,150	326,003	679,393

* Joint Venture between Jababeka (51%) and Sembawang Corporation (49%) for the development of Kendal Industrial Park in Central Java

** Joint Venture between Jababeka (51%) and Mitsui (49%) for the development of Wimbledon Residences and Shop Houses in Cikarang

*** Joint Venture between Jababeka (52%) and Keihan (48%) for the development of Paradiso Residences in Cikarang

**** Joint Venture between Jababeka (60%) and Creed Group (40%) for the development of Kawana Golf View Residences in Cikarang

***** Joint Venture between Jababeka (51%) and PT PP Property Tbk (49%) for the development of Riverview Residences in Cikarang

PT Jababeka Tbk (“KIJA”) achieved Rp3,601billion in marketing sales in 2025, 103% of the FY25 target, and an increase of 13% compared to Rp3,188 billion from 2024

FY24 Marketing Sales



Description (value in million IDR)	FY24		Q1		Q2		Q3		Q4		
	Area (m2)	Value	m2	Value	m2	Value	m2	Value	m2	Value	
100% Consolidated / Wholly Owned											
Land Plots - Cikarang	119,389	478,684	50,957	140,400	4,004	11,337	20,495	77,832	43,933	249,115	
Industrial Buildings - Cikarang	25,333	215,378	10,353	56,861	2,913	27,482	5,292	36,471	6,775	94,564	
Landed Houses - Cikarang	3,439	44,261	969	11,965	1,525	19,794	945	12,502	-	-	
Commercial / Shop Houses - Cikarang	1,460	57,907	470	19,549	438	14,721	448	18,764	104.00	4,873	
Apartments - Cikarang	-	6,627	-	-	-	-	-	3,596	-	3,031	
Tanjung Lesung, Rental & Other	-	101,903	-	9,534	-	30,162	-	49,603	-	12,605	
Subtotal	149,621	904,761	62,749	238,308	8,880	103,496	27,180	198,768	50,812	364,188	
Joint Ventures:											
Land Plots - Kendal *	51%	1,359,236	2,142,980	236,688	364,055	609,932	942,617	270,487	436,556	242,129	399,752
Landed Rescom - Mitsui **	51%	4,257	66,355	703	9,967	53	1,515	1,782	27,054	1,719	27,819
Landed Houses - Keihan***	52%	499	10,884	-	-	288	6,479	211	4,405	-	-
Apartments - Kawana ****	60%	-	2,284	-	-	-	2,284	-	-	-	-
Apartments - Riverview *****	51%	-	60,491	-	27,698	-	14,586	-	14,123	-	4,085
Subtotal		1,363,992	2,282,995	237,391	401,720	610,273	967,481	272,480	482,139	243,848	431,656
Total marketing sales		1,513,613	3,187,756	300,140	640,028	619,153	1,070,977	299,660	680,907	294,660	795,844

* Joint Venture between Jababeka (51%) and Sembawang Corporation (49%) for the development of Kendal Industrial Park in Central Java

** Joint Venture between Jababeka (51%) and Mitsui (49%) for the development of Wimbledon Residences and Shop Houses in Cikarang

*** Joint Venture between Jababeka (52%) and Keihan (48%) for the development of Paradiso Residences in Cikarang

**** Joint Venture between Jababeka (60%) and Creed Group (40%) for the development of Kawana Golf View Residences in Cikarang

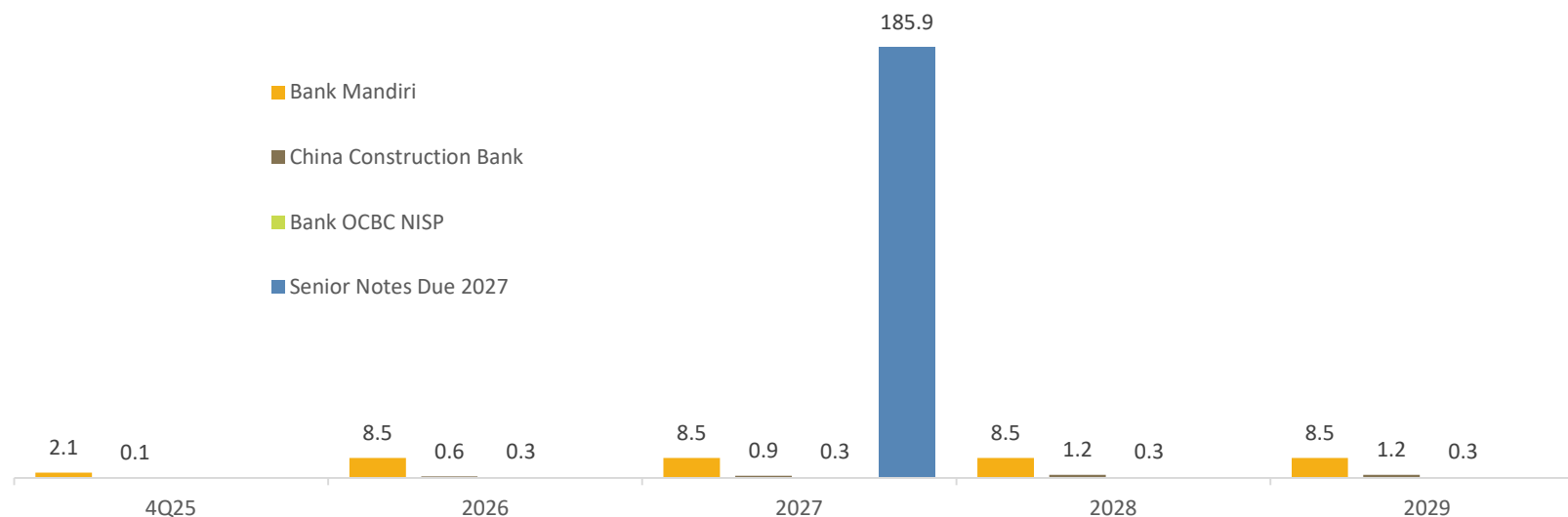
***** Joint Venture between Jababeka (51%) and PT PP Property Tbk (49%) for the development of Riverview Residences in Cikarang

PT Jababeka Tbk (“KIJA”) achieved Rp3,3188 billion in marketing sales in 2024, 28% more than the original target of Rp2.5trillion, and an increase of 44% compared to Rp2,213bn from 2023.

Debt Overview – As of 30 September 2025



Debt Maturity Profile (in Million USD)



Total Debt as per 30 Sept 2025

IDR 4,621 billion equivalent (1 USD = 16,680 IDR).

Bank Loans ⁽¹⁾

- Bank Mandiri IDR 1,371bn 7.5% p.a. Term loan (originally US\$ loans, amended to IDR)
- China Construction Bank IDR 145bn 10% p.a. Project Loan (Rp149bn facility – JV – Mini LNG plant)
- Bank OCBC NISP IDR 35bn 7.75% p.a. Term loan (Rp45bn facility – WWTP revitalization)

Senior Notes

- US\$185.9 million Guaranteed Senior Secured Notes Due 2027, Coupon 7%-9% p.a. (stepping up 0.5% p.a.).

Hedging Practice

- US\$100mn call spread hedges with strikes from 16.000 Rupiah (lower) to 18,500 Rupiah (upper)
- Recurring revenue provides stability and visibility of cash flows , which are partially based on USD pricing terms (power & water) providing a natural hedge for USD-denominated interest expenses

Notes:

(1) Excludes Lease Payables amounting to Rp4.9bn

Management Team



Average of more than 25 years of industrial township development experience

Board of Commissioners



Suhardi Alius

President Commissioner
Independent Commissioner



Gan Michael

Commissioner



Basuri Tjahaja Purnama

Independent
Commissioner

Board of Directors



Setyono Djuandi Darmono

President Director
(Founder)



Budianto Liman

Vice President Director



Tjahjadi Rahardja

Director



Hyanto Wihadhi

Director

All appointed during the Company's Annual General Meeting of Shareholders held on 28 June 2024



JABABEKA & CO.

Thank You

www.jababeka.com

